


Table of Contents

Categorized Listing

HOSE	1	JIC 37 DEG FEMALE SWIVEL 45 MEDIUM	8
2 WIRE HOSE	1	JIC 37 DEG FEMALE SWIVEL 90 SHORT	9
4 WIRE HOSE	1	JIC 37 DEG FEMALE SWIVEL 90 MEDIUM	9
FITTINGS	2	JIC 37 DEG FEMALE SWIVEL 90 LONG	9
TWO WIRE	2	FLAT FACE O-RING SOLID MALE	9
SOLID MALE PIPE	2	FLAT FACE O-RING SWIVEL FEMALE	9
MALE PIPE SWIVEL	2	FLAT FACE O-RING SWIVEL FEMALE 45	9
SOLID FEMALE PIPE	2	FLAT FACE O-RING SWIVEL FEMALE 90	9
FEMALE PIPE SWIVEL	2	SHORT	9
JIC 37 DEG SOLID MALE	2	FLAT FACE O-RING SWIVEL FEMALE 90	9
JIC 37 DEG FEMALE SWIVEL	3	MEDIUM	9
JIC 37 DEG FEMALE SWIVEL 45 DEG BENT	3	FLAT FACE O-RING SWIVEL FEMALE 90 LONG	9
TUBE	3	CODE 61 FLANGE	10
JIC 37 DEG FEMALE SWIVEL 90 SHORT	3	CODE 61 FLANGE 22	10
JIC 37 DEG FEMALE SWIVEL 90 MEDIUM	3	CODE 61 FLANGE 30	10
JIC 37 DEG FEMALE SWIVEL 90 LONG	3	CODE 61 FLANGE 45	10
SAE 45 DEG SOLID MALE	4	CODE 61 FLANGE 60	10
SAE 45 DEG FEMALE SWIVEL	4	CODE 61 FLANGE 67	10
O-RING BOSS SOLID MALE	4	CODE 61 FLANGE 90	11
O-RING BOSS SWIVEL MALE	4	CODE 61 FLANGE 110	11
FLARELESS MALE STEM	4	CAT FLANGE	11
MALE INVERTED SWIVEL	5	CAT FLANGE 22	11
MALE INVERTED SWIVEL 45	5	CAT FLANGE 30	11
MALE INVERTED SWIVEL 90	5	CAT FLANGE 45	11
FLAT FACE O-RING SOLID MALE	5	CAT FLANGE 60	11
FLAT FACE O-RING SWIVEL FEMALE	5	CAT FLANGE 67	12
FLAT FACE O-RING SWIVEL FEMALE 45	5	CAT FLANGE 90	12
FLAT FACE O-RING SWIVEL FEMALE 90	5	CODE 62 HEAVY FLANGE	12
SHORT	6	CODE 62 HEAVY FLANGE 22	12
FLAT FACE O-RING SWIVEL FEMALE 90	6	CODE 62 HEAVY FLANGE 30	12
MEDIUM	6	CODE 62 HEAVY FLANGE 45	12
BRITISH STANDARD PARALLEL PIPE SOLID	6	CODE 62 HEAVY FLANGE 60	12
MALE	6	CODE 62 HEAVY FLANGE 67	13
JIS 30 DEG SEAT FEMALE SWIVEL	6	CODE 62 HEAVY FLANGE 90	13
BRITISH STANDARD PARALLEL PIPE FEMALE	6	FEMALE SWIVEL DIN LIGHT	13
SWIVEL	6	FEMALE SWIVEL DIN LIGHT 45	13
BRITISH STANDARD PARALLEL PIPE FEMALE	6	FEMALE SWIVEL DIN LIGHT 90	13
SWIVEL 45	6	FEMALE SWIVEL DIN HEAVY	13
BRITISH STANDARD PARALLEL PIPE FEMALE	7	FEMALE SWIVEL DIN HEAVY 45	13
SWIVEL 90	7	FEMALE SWIVEL DIN HEAVY 90	13
SOLID MALE BRITISH STANDARD PIPE	7		
TAPERED	7		
KOMATSU FEMALE SWIVEL 30 DEG SEAT	7		
SOLID MALE DIN LIGHT	7		
FEMALE SWIVEL DIN LIGHT	7		
FEMALE SWIVEL DIN LIGHT 45	7		
FEMALE SWIVEL DIN LIGHT 90	7		
SOLID MALE DIN HEAVY	8		
FEMALE SWIVEL DIN HEAVY	8		
FEMALE SWIVEL DIN HEAVY 45	8		
FEMALE SWIVEL DIN HEAVY 90	8		
FOUR WIRE	8		
MALE PIPE SOLID	8		
JIC 37 DEG SOLID MALE	8		
JIC 37 DEG FEMALE SWIVEL	8		
JIC 37 DEG FEMALE SWIVEL 45 SHORT	8		

HOSE

2 WIRE HOSE



Recommended for: High pressure hydraulic oil lines. Meets or exceeds requirements of SAE 100R2 Type AT

Tube: Black, oil resistant, Neoprene (CR). MSHA accepted

Reinforcement: Two braids of high tensile steel wire

Cover: Black, oil and abrasion resistant, Neoprene (CR). MSHA accepted.

Temperature Range: from -40F to +250F

ITEM	HOSE ID	WORKING PSI	BURST PSI	BEND RADIUS-in.
4G2	1/4	5,800	23,200	4.0
6G2	3/8	4,800	19,200	5.0
8G2	1/2	4,000	16,000	7.0
10G2	5/8	3,625	14,500	8.0
12G2	3/4	3,100	12,400	9.5
16G2	1	2,400	9,600	12.0

4 WIRE HOSE



Recommended for: High pressure hydraulic oil lines for heavy duty service applications with crude oils, fuel oils, lubricating oils and gasoline. Meets or exceeds requirements of SAE 100R12.

Tube: Black, oil resistant, Neoprene (CR).

Reinforcement: Four piles of spirally-wrapped high tensile steel wire.

Cover: A synthetic rubber which is weather and temperature resistant. MSHA accepted.

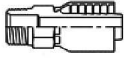
Temperature Range: from -40F to +250F

ITEM	HOSE ID	WORKING PSI	BURST PSI	BEND RADIUS-in.
10G4K	5/8	4,000	16,000	8.0
12G4K	3/4	4,000	16,000	9.5
16G4K	1	4,000	16,000	12.0
20G4K	1-1/4	3,000	12,000	16.5
24G4K	1-1/2	2,500	10,000	20.0
32G4K	2	2,500	10,000	25.0

FITTINGS

TWO WIRE

SOLID MALE PIPE



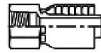
ITEM
4T-2MP
4T-4MP
4T-6MP
4T-8MP
6T-4MP
6T-6MP
6T-8MP
8T-6MP
8T-8MP
8T-12MP
10T-8MP
10T-12MP
12T-8MP
12T-12MP
12T-16MP
16T-12MP
16T-16MP
20T-20MP

MALE PIPE SWIVEL



ITEM
4T-2MPX
4T-4MPX
4T-6MPX
4T-8MPX
6T-4MPX
6T-6MPX
6T-8MPX
8T-6MPX
8T-8MPX
10T-12MPX
12T-8MPX
12T-12MPX
16T-16MPX

SOLID FEMALE PIPE



ITEM
4T-2FP
4T-4FP
4T-6FP
6T-4FP
6T-6FP
6T-8FP
8T-6FP
8T-8FP
12T-12FP
16T-16FP
20T-20FP

FEMALE PIPE SWIVEL



ITEM
4T-4FPX
4T-6FPX
6T-4FPX
6T-6FPX
8T-8FPX
12T-12FPX
16T-16FPX
20T-20FPX

JIC 37 DEG SOLID MALE



ITEM
4T-4MJ
4T-5MJ
4T-6MJ
6T-6MJ
6T-8MJ
6T-10MJ
8T-8MJ
8T-10MJ
8T-12MJ
10T-8MJ
10T-10MJ
10T-12MJ
12T-10MJ
12T-12MJ
12T-14MJ
12T-16MJ
16T-16MJ
16T-20MJ
20T-20MJ
20T-24MJ

JIC 37 DEG FEMALE SWIVEL



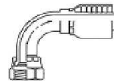
ITEM
4T-4FJX
4T-5FJX
4T-6FJX
6T-4FJX
6T-6FJX
6T-8FJX
6T-10FJX
8T-6FJX
8T-8FJX
8T-10FJX
8T-12FJX
10T-8FJX
10T-10FJX
10T-12FJX
10T-14FJX
12T-10FJX
12T-12FJX
12T-14FJX
12T-16FJX
16T-12FJX
16T-14FJX
16T-16FJX
16T-20FJX
20T-20FJX

JIC 37 DEG FEMALE SWIVEL 45 DEG BENT TUBE



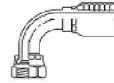
ITEM
4T-4FJX45S
4T-5FJX45S
4T-6FJX45S
6T-6FJX45S
6T-8FJX45S
6T-10FJX45S
8T-8FJX45S
8T-10FJX45S
10T-10FJX45S
10T-12FJX45S
12T-12FJX45S
12T-14FJX45S
12T-16FJX45S
16T-12FJX45S

JIC 37 DEG FEMALE SWIVEL 90 SHORT



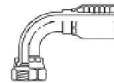
ITEM
4T-4FJX90S
4T-5FJX90S
4T-6FJX90S
6T-6FJX90S
6T-8FJX90S
8T-8FJX90S
8T-10FJX90S
10T-10FJX90S
10T-12FJX90S
12T-10FJX90S
12T-12FJX90S
12T-14FJX90S
12T-16FJX90S
16T-16FJX90S
20T-20FJX90S

JIC 37 DEG FEMALE SWIVEL 90 MEDIUM



ITEM
4T-4FJX90M
4T-5FJX90M
4T-6FJX90M
6T-6FJX90M
6T-8FJX90M
8T-8FJX90M
8T-10FJX90M
10T-10FJX90M
10T-12FJX90M
12T-10FJX90M
12T-12FJX90M
12T-16FJX90M
16T-16FJX90M
16T-20FJX90M
20T-20FJX90M

JIC 37 DEG FEMALE SWIVEL 90 LONG



ITEM
4T-4FJX90L
4T-5FJX90L
4T-6FJX90L
6T-6FJX90L
6T-8FJX90L
8T-8FJX90L
8T-10FJX90L
8T-12FJX90L
10T-10FJX90L
10T-12FJX90L
12T-12FJX90L
12T-14FJX90L
12T-16FJX90L
16T-14FJX90L
16T-16FJX90L


SAE 45 DEG SOLID MALE



ITEM

6T-6MS
12T-12MS

SAE 45 DEG FEMALE SWIVEL



ITEM

6T-6FSX
12T-12FSX

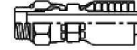
O-RING BOSS SOLID MALE



ITEM

4T-5MB
4T-4MB
4T-5MB
4T-6MB
6T-4MB
6T-5MB
6T-6MB
6T-8MB
6T-10MB
6T-12MB
8T-8MB
8T-10MB
8T-12MB
10T-8MB
10T-10MB
10T-12MB
12T-10MB
12T-12MB
12T-14MB
12T-16MB
16T-12MB
16T-14MB
16T-16MB

O-RING BOSS SWIVEL MALE



ITEM

4T-5MBX
4T-6MBX
6T-6MBX
6T-8MBX
6T-10MBX
8T-8MBX
8T-10MBX
10T-10MBX
12T-12MBX

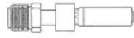
FLARELESS MALE STEM



ITEM

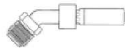
4T-4MFA
4T-6MFA
6T-5MFA
6T-6MFA
6T-8MFA
8T-8MFA
8T-10MFA

MALE INVERTED SWIVEL



ITEM
4T-3MIX
4T-4MIX
4T-5MIX
6T-4MIX
6T-5MIX
6T-6MIX
6T-7MIX
6T-8MIX
8T-6MIX
8T-8MIX

MALE INVERTED SWIVEL 45



ITEM
4T-3MIX45
4T-4MIX45
4T-5MIX45
6T-4MIX45
6T-5MIX45
6T-6MIX45
6T-7MIX45
6T-8MIX45
8T-8MIX45
8T-10MIX45

MALE INVERTED SWIVEL 90



ITEM
4T-3MIX90
4T-4MIX90
4T-5MIX90
6T-4MIX90
6T-5MIX90
6T-6MIX90
6T-7MIX90
6T-8MIX90
8T-8MIX90
8T-10MIX90

FLAT FACE O-RING SOLID MALE



ITEM
4T-4MFFOR
6T-6MFFOR
8T-8MFFOR
10T-10MFFOR
12T-12MFFOR
16T-16MFFOR
20T-20MFFOR

FLAT FACE O-RING SWIVEL FEMALE



ITEM
4T-4FFFORX
4T-6FFFORX
6T-6FFFORX
6T-8FFFORX
8T-6FFFORX
8T-8FFFORX
8T-10FFFORX
10T-10FFFORX
10T-12FFFORX
12T-8FFFORX
12T-10FFFORX
12T-12FFFORX
16T-16FFFORX

FLAT FACE O-RING SWIVEL FEMALE 45



ITEM
4T-4FFFORX45
6T-6FFFORX45
6T-8FFFORX45
8T-8FFFORX45
10T-10FFFORX45
12T-12FFFORX45
16T-16FFFORX45
20T-20FFFORX45

FLAT FACE O-RING SWIVEL FEMALE 90 SHORT



ITEM

4T-4FFORX90S
6T-6FFORX90S
6T-8FFORX90S
8T-8FFORX90S
8T-10FFORX90S
10T-10FFORX90S
10T-12FFORX90S
12T-12FFORX90S
16T-16FFORX90S
20T-20FFORX90S

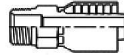
FLAT FACE O-RING SWIVEL FEMALE 90 MEDIUM



ITEM

4T-4FFORX90M
4T-6FFORX90M
6T-6FFORX90M
8T-8FFORX90M
8T-10FFORX90M
10T-10FFORX90M
12T-12FFORX90M
16T-16FFORX90M
20T-20FFORX90M

BRITISH STANDARD PARALLEL PIPE SOLID MALE



ITEM

4T-4MBSPP
6T-6MBSPP
8T-8MBSPP
12T-12MBSPP
16T-16MBSPP

JIS 30 DEG SEAT FEMALE SWIVEL



ITEM

4T-4FJISX
6T-6FJISX
8T-8FJISX
12T-12FJISX
16T-16FJISX
20T-20FJISX

BRITISH STANDARD PARALLEL PIPE FEMALE SWIVEL



ITEM

4T-4FBSPPX
4T-6FBSPPX
6T-6FBSPPX
6T-8FBSPPX
8T-8FBSPPX
8T-10FBSPPX
10T-10FBSPPX
10T-12FBSPPX
12T-12FBSPPX
16T-16FBSPPX

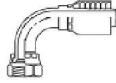
BRITISH STANDARD PARALLEL PIPE FEMALE SWIVEL 45



ITEM

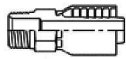
4T-4FBSPPX45
4T-6FBSPPX45
6T-6FBSPPX45
8T-8FBSPPX45
10T-10FBSPPX45
10T-12FBSPPX45
12T-12FBSPPX45
16T-16FBSPPX45

BRITISH STANDARD PARALLEL PIPE FEMALE SWIVEL 90



ITEM
4T-4FBSPPX90M
6T-6FBSPPX90M
8T-8FBSPPX90M
8T-10FBSPPX90
10T-10FBSPPX90M
10T-12FBSPPX90M
12T-12FBSPPX90M
16T-16FBSPPX90M
20T-20FBSPPX90M

SOLID MALE BRITISH STANDARD PIPE TAPERED



ITEM
4T-4MBSPT
4T-6MBSPT
6T-6MBSPT
8T-8MBSPT
12T-12MBSPT
16T-16MBSPT

KOMATSU FEMALE SWIVEL 30 DEG SEAT



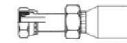
ITEM
4T-4FKX
4T-6FKX
6T-6FKX
8T-8FKX
8T-10FKX
10T-10FKX
12T-12FKX
16T-16FKX

SOLID MALE DIN LIGHT



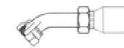
ITEM
4T-6MDL
4T-8MDL
6T-10MDL
6T-12MDL
8T-15MDL
10T-18MDL
12T-18MDL
12T-22MDL

FEMALE SWIVEL DIN LIGHT



ITEM
4T-6FDLX
4T-8FDLX
6T-10FDLX
6T-12FDLX
8T-15FDLX

FEMALE SWIVEL DIN LIGHT 45



ITEM
6T-10FDLX45
6T-12FDLX45
8T-15FDLX45

FEMALE SWIVEL DIN LIGHT 90



ITEM
4T-8FDLX90
6T-10FDLX90
6T-12FDLX90
8T-15FDLX90
10T-18FDLX90

SOLID MALE DIN HEAVY



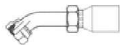
ITEM
4T-8MDH
4T-10MDH
6T-12MDH
6T-14MDH
8T-16MDH
10T-20MDH
12T-25MDH
16T-30MDH

FEMALE SWIVEL DIN HEAVY



ITEM
4T-8FDHX
4T-10FDHX
6T-10FDHX
6T-12FDHX
6T-14FDHX
8T-16FDHX
10T-20FDHX

FEMALE SWIVEL DIN HEAVY 45



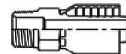
ITEM
4T-10FDHX45
6T-12FDHX45
6T-14FDHX45
8T-16FDHX45
10T-20FDHX45

FEMALE SWIVEL DIN HEAVY 90



ITEM
4T-8FDHX90
4T-10FDHX90
6T-12FDHX90
6T-14FDHX90
8T-16FDHX90
10T-20FDHX90

FOUR WIRE MALE PIPE SOLID



ITEM
8W-8MP
12W-12MP
12W-16MP
16W-16MP
20W-20MP
24W-24MP

JIC 37 DEG SOLID MALE



ITEM
8W-8MJ
12W-12MJ
16W-16MJ
20W-20MJ
24W-24MJ
8W-10MJ

JIC 37 DEG FEMALE SWIVEL



ITEM
8W-8FJX
8W-10FJX
12W-12FJX
12W-16FJX
16W-16FJX
20W-20FJX
24W-24FJX
32W-32FJX

JIC 37 DEG FEMALE SWIVEL 45 SHORT



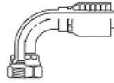
ITEM
8W-8FJX45S
8W-10FJX45S

JIC 37 DEG FEMALE SWIVEL 45 MEDIUM



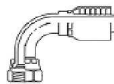
ITEM
12W-12FJX45M
12W-16FJX45M
16W-16FJX45M
16W-20FJX45M
20W-20FJX45M

JIC 37 DEG FEMALE SWIVEL 90 SHORT



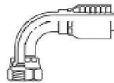
ITEM
8W-8FJX90S
8W-10FJX90S

JIC 37 DEG FEMALE SWIVEL 90 MEDIUM



ITEM
8W-8FJX90M
12W-12FJX90M
12W-16FJX90M
16W-16FJX90M
16W-20FJX90M
20W-20FJX90M
20W-24FJX90M

JIC 37 DEG FEMALE SWIVEL 90 LONG



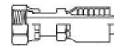
ITEM
8W-8FJX90L
12W-12FJX90L

FLAT FACE O-RING SOLID MALE



ITEM
8W-8MFFOR

FLAT FACE O-RING SWIVEL FEMALE



ITEM
8W-6FFORX
8W-8FFORX
8W-10FFORX
8W-12FFORX
12W-10FFORX
12W-12FFORX
12W-16FFORX
16W-16FFORX
16W-20FFORX
20W-20FFORX
24W-24FFORX

FLAT FACE O-RING SWIVEL FEMALE 45



ITEM
8W-8FFORX45
12W-12FFORX45
12W-16FFORX45
16W-16FFORX45
20W-20FFORX45

FLAT FACE O-RING SWIVEL FEMALE 90 SHORT



ITEM
8W-8FFORX90S
8W-10FFORX90S
12W-12FFORX90S
12W-16FFORX90S
16W-16FFORX90S

FLAT FACE O-RING SWIVEL FEMALE 90 MEDIUM



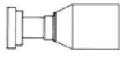
ITEM
8W-10FFORX90M
12W-12FFORX90M
16W-16FFORX90M
20W-20FFORX90M
24W-24FFORX90M

FLAT FACE O-RING SWIVEL FEMALE 90 LONG



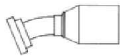
ITEM
8W-8FFORX90L
12W-12FFORX90L
16W-16FFORX90L
20W-20FFORX90L

CODE 61 FLANGE



ITEM
8W-8FL
8W-12FL
12W-12FL
12W-16FL
16W-16FL
16W-20FL
20W-20FL
20W-24FL
24W-24FL
24W-32FL
32W-24FL
32W-32FL

CODE 61 FLANGE 22



ITEM
12W-12FL22
12W-16FL22
16W-16FL22
16W-20FL22
20W-20FL22
20W-24FL22
24W-24FL22
24W-32FL22
32W-32FL22

CODE 61 FLANGE 30



ITEM
8W-8FL30
8W-12FL30
12W-12FL30
12W-16FL30
16W-16FL30
16W-20FL30
20W-20FL30
20W-24FL30
24W-24FL30
24W-32FL30

CODE 61 FLANGE 45



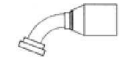
ITEM
8W-8FL45
8W-12FL45
12W-12FL45
12W-16FL45
16W-16FL45
16W-20FL45
20W-20FL45
20W-24FL45
24W-24FL45
24W-32FL45
32W-24FL45
32W-32FL45

CODE 61 FLANGE 60



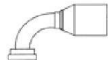
ITEM
8W-8FL60
12W-12FL60
12W-16FL60
16W-16FL60
16W-20FL60
20W-20FL60
20W-24FL60
24W-24FL60
24W-32FL60
32W-32FL60

CODE 61 FLANGE 67



ITEM
8W-8FL67
8W-12FL67
12W-12FL67
12W-16FL67
16W-16FL67
16W-20FL67
20W-20FL67
20W-24FL67
24W-24FL67
24W-32FL67
32W-32FL67

CODE 61 FLANGE 90



ITEM
8W-8FL90
8W-12FL90
12W-12FL90
12W-16FL90
16W-16FL90
16W-20FL90
20W-20FL90
20W-24FL90
24W-24FL90
24W-32FL90

CODE 61 FLANGE 110



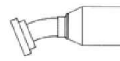
ITEM
16W-16FL110

CAT FLANGE



ITEM
12W-12FLC
12W-16FLC
16W-16FLC
16W-20FLC
20W-20FLC
20W-24FLC
24W-24FLC
24W-32FLC
32W-32FLC

CAT FLANGE 22



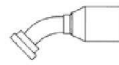
ITEM
12W-12FLC22
12W-16FLC22
16W-16FLC22
16W-20FLC22
20W-20FLC22
20W-24FLC22
24W-24FLC22
24W-32FLC22
32W-32FLC22

CAT FLANGE 30



ITEM
12W-12FLC30
12W-16FLC30
16W-16FLC30
16W-20FLC30
20W-20FLC30
20W-24FLC30
24W-24FLC30
24W-32FLC30
32W-32FLC30

CAT FLANGE 45



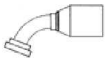
ITEM
12W-12FLC45
12W-16FLC45
16W-16FLC45
16W-20FLC45
20W-20FLC45
20W-24FLC45
24W-24FLC45
24W-32FLC45

CAT FLANGE 60



ITEM
12W-12FLC60
12W-16FLC60
16W-16FLC60
16W-20FLC60
20W-20FLC60
20W-24FLC60
24W-24FLC60
24W-32FLC60
32W-32FLC60

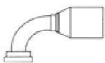
CAT FLANGE 67



ITEM

12W-12FLC67
12W-16FLC67
16W-16FLC67
16W-20FLC67
20W-20FLC67
20W-24FLC67
24W-24FLC67
24W-32FLC67

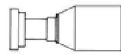
CAT FLANGE 90



ITEM

12W-12FLC90
12W-16FLC90
16W-16FLC90
16W-20FLC90
20W-20FLC90
20W-24FLC90
24W-24FLC90
24W-32FLC90
32W-32FLC90

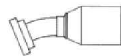
CODE 62 HEAVY FLANGE



ITEM

8W-8FLH
12W-12FLH
12W-16FLH
16W-16FLH
16W-20FLH
20W-20FLH
20W-24FLH
24W-24FLH
24W-32FLH

CODE 62 HEAVY FLANGE 22



ITEM

12W-12FLH22
12W-16FLH22
16W-16FLH22
16W-20FLH22
20W-20FLH22
20W-24FLH22
24W-24FLH22
24W-32FLH22
32W-32FLH22

CODE 62 HEAVY FLANGE 30



ITEM

16W-16FLH30
20W-20FLH30
20W-24FLH30

CODE 62 HEAVY FLANGE 45



ITEM

12W-12FLH45
12W-16FLH45
16W-16FLH45
16W-20FLH45
20W-20FLH45
20W-24FLH45
24W-24FLH45
24W-32FLH45
32W-32FLH45

CODE 62 HEAVY FLANGE 60



ITEM

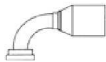
20W-20FLH60

CODE 62 HEAVY FLANGE 67



ITEM
24W-24FLH67

CODE 62 HEAVY FLANGE 90



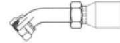
ITEM
8W-8FLH90
12W-12FLH90
12W-16FLH90
16W-16FLH90
16W-20FLH90
20W-20FLH90
20W-24FLH90
24W-24FLH90
24W-32FLH90

FEMALE SWIVEL DIN LIGHT



ITEM
12W-18FDLX
12W-22FDLX
16W-28FDLX
20W-35FDLX

FEMALE SWIVEL DIN LIGHT 45



ITEM
12W-22FDLX45

FEMALE SWIVEL DIN LIGHT 90



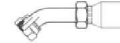
ITEM
12W-22FDLX90
20W-35FDLX90
20W-45FDLX90

FEMALE SWIVEL DIN HEAVY



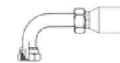
ITEM
12W-20FDHX
12W-25FDHX
16W-30FDHX
20W-38FDHX

FEMALE SWIVEL DIN HEAVY 45



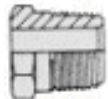
ITEM
12W-20FDHX45
12W-25FDHX45
16W-30FDHX45
20W-38FDHX45

FEMALE SWIVEL DIN HEAVY 90



ITEM
12W-20FDHX90
12W-25FDHX90
16W-30FDHX90
20W-38FDHX90

NPT Pipe Thread



NPTF Male




NPTF Female



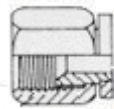
NPSM Female

Dash Size	Nominal Size (in.)	No. Threads per Inch	Female Thread I.D.	Male Thread O.D.
-2	1/8	27	23/64	13/32
-4	1/4	18	15/32	35/64
-6	3/8	18	19/32	43/64
-8	1/2	14	3/4	27/32
-12	3/4	14	61/64	1-1/16
-16	1	11-1/2	1-13/64	1-5/16
-20	1-1/4	11-1/2	1-17/32	1-43/64
-24	1-1/2	11-1/2	1-25/32	1-29/32
-32	2	11-1/2	2-1/4	2-3/8

JIC 37° Flare



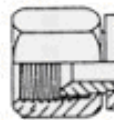
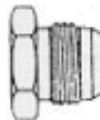
JIC 37°



JIC 37° Flare Female

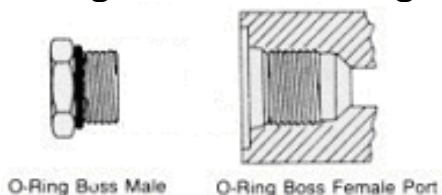
Dash Size	Nominal Size (in.)	No. Threads per Inch	Female Thread I.D.	Male Thread O.D.
-4	1/4	20	25/64	7/16
-5	5/16	20	29/64	1/2
-6	3/8	18	1/2	9/16
-8	1/2	16	11/16	3/4
-10	5/8	14	13/16	7/8
-12	3/4	12	31/32	1-1/16
-14	7/8	12	1-7/64	1-3/16
-16	1	12	1-15/64	1-5/16
-20	1-1/4	12	1-35/64	1-5/8
-24	1-1/2	12	1-51/64	1-7/8
-32	2	12	2-27/64	2-1/2

SAE 45° Flare



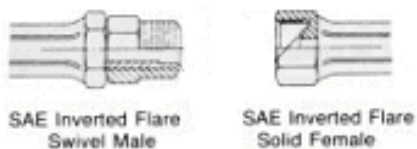
Dash Size	Nominal Size (in.)	No. Threads per Inch	Female Thread I.D.	Male Thread O.D.
-4	1/4	20	25/64	7/16
-5	5/16	20	29/64	1/2
-6	3/8	18	9/16	5/8
-8	1/2	16	11/16	3/4

SAE Straight Thread O-Ring Boss



Dash Size	Nominal Size (in.)	No. Threads per Inch	Female Thread I.D.	Male Thread O.D.	O-Ring I.D.
-4	1/4	20	25/64	7/16	.351
-6	3/8	18	1/2	9/16	.468
-8	1/2	16	11/16	3/4	.644
-10	5/8	14	13/16	7/8	.755
-12	3/4	12	31/32	1-1/16	.924

SAE Inverted Flare



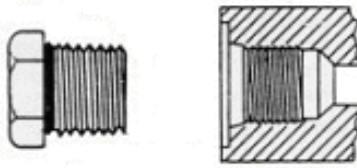
Dash Size	Nominal Size (in.)	No. Threads per Inch	Female Thread I.D.	Male Thread O.D.
-4	1/4	24	25/64	7/16
-5	5/16	20	29/64	1/2
-6	3/8	18	37/64	5/8
-8	1/2	18	45/64	3/4

O-Ring Flat Face Seal




Dash Size	Nominal Size (in.)	No. Threads per Inch	Female Thread I.D.	Male Thread O.D.
-4	1/4	18	33/64	9/16
-6	3/8	16	5/8	11/16
-8	1/2	16	3/4	13/16
-12	3/4	12	1-13/32	1-3/16
-16	1	12	1-23/64	1-7/16
-20	1-1/4	12	1-39/64	1-11/16

British Standard Pipe Parallel



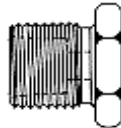
Dash Size	Thread Size	Threads Per Inch	Thread Outside Diameter
-4	1/4	19	.51"
-6	3/8	19	.65"
-8	1/2	14	.82"
-12	3/4	14	1.03"
-16	1	11	1.30"

British Standard Pipe Taper



Dash Size	Thread Size	Threads Per Inch	Thread Outside Diameter
-4	1/4	19	.47"
-6	3/8	19	.60"
-8	1/2	14	.76"
-12	3/4	14	.93"
-16	1	11	1.23"

DIN 24° Cone



Tube O.D. Light Series (mm)	Tube O.D. Heavy Series (mm)	Metric Thread Size	Female Thread I.D. (mm)	Male Thread O.D. (mm)
6	-	M12x1.5	10.5	12.0
8	-	M14x1.5	12.5	14.0
10	8	M16x1.5	14.5	16.0
12	10	M18x1.5	16.5	18.0
14	12	M20x1.5	18.5	20.0
15	14	M22x1.5	20.5	22.0
-	16	M24x1.5	22.5	24.0
18	-	M26x1.5	24.5	26.0
22	20	M30x2.0	28.0	30.0
28	25	M36x2.0	34.0	36.0
-	30	M42x2.0	40.0	42.0
35	-	M45x2.0	43.0	45.0
42	38	M52x2.0	50.0	52.0