

Table of Contents

Categorized Listing

PIPE	1	MALE BRANCH TEE	7	UNION	12
CAP	1	UNION TEE	7	MALE CONNECTOR	13
SLOTTED PLUG	1	DOUBLE COMPRESSION	8	MALE ELBOW 45DEG	13
SQUARE HEAD PLUG	1	MALE CONNECTOR	8	MALE ELBOW 90DEG	13
HEX HEAD PLUG	1	MALE ELBOW	8	FEMALE CONNECTOR	13
ALLEN HEAD PLUG	1	NUT	8	UNION TEE	13
ADAPTER	1	AIRBRAKE COPPER TUBING		HYDRAULIC BRAKE	14
BUSHING	1	COMPRESSION	8	ADAPTER STANDARD TO	
UNION	1	SLEEVE	8	METRIC BUBBLE	14
COUPLING	1	NUT	8	FORD COOLER LINE	14
REDUCER COUPLING	2	UNION	8	FORD TRANSMISSION ELBOW	14
HEX NIPPLE	2	MALE CONNECTOR	8	INVERTED FLARE MALE TO	
CLOSE NIPPLE	2	MALE ELBOW	8	FEMALE	14
LONG LENGTH	2	FEMALE CONNECTOR	8	MALE BRANCH TEE	14
MALE ELBOW 90°	2	UNION TEE	8	MALE RUN TEE	15
STREET ELBOW 45°	2	AIR BRAKE NYLON TUBING		METRIC ADAPTER	15
STREET ELBOW 90°	2	COMPRESSION	8	METRIC ADAPTER BUBBLE	
ELBOW 90°	2	SLEEVE	8	FLARE	15
MALE BRANCH TEE	2	NUT	8	POWER STEERING MALE 37° JIC	
FEMALE TEE	2	BRASS INSERT	9	ADAPTER	15
MALE RUN TEE	3	UNION	9	TOWED TRAILER BRAKE TEE	15
FEMALE CROSS	3	MALE CONNECTOR	9	TRAILER BRAKE TEE METRIC	15
SAE	3	MALE ELBOW 45DEG	9	TUBE NUT LONG	15
NUT	3	MALE ELBOW 90DEG	9	TURBOCHARGER DISCHARGE	
FLARE CAP	3	FEMALE CONNECTOR	9	CONNECTOR	15
FLARE PLUG	3	MALE BRANCH TEE	9	STANDARD BRAKE LINES	16
UNION	3	MALE RUN TEE	9	BSTANDARD BRAKE LINES	16
REDUCING UNION	3	UNION TEE	9	JAPANESE METRIC BRAKE LINES	16
UNION ELBOW 90°	3	"ROAD RANGER"	10	BTJAPANESE METRIC BRAKE	
MALE CONNECTOR	4	SLEEVE	10	LINES	16
FEMALE CONNECTOR	4	NUT	10	METRIC BRAKE LINES	16
MALE ELBOW 45°	4	UNION	10	BUMETRIC BRAKE LINES	16
MALE ELBOW 90°	4	MALE CONNECTOR	10	COILED STEEL BRAKE TUBING	16
FEMALE ELBOW 90°	4	90° MALE ELBOW	10	COILED STEEL BRAKE TUBING	16
UNION TEE	4	AIRBRAKE FITTINGS REUSABLES	10	INVERTED MALE ELBOW	16
MALE RUN TEE	4	SLEEVE	10	FUEL & OIL LINE	16
MALE BRANCH TEE	4	NUT	10	MALE INVERTED CONNECTOR	16
ADAPTER SAE 45° TO INVERTED		SPRING GUARD	10	MALE INVERTED CONNECTOR	16
FLARE	5	INSERT	10	BARBED HOSE ENDS	16
MALE PIPE TO FEMALE SAE	5	CONNECTOR	10	BRASS CRIMP SLEEVE	16
COMPRESSION	5	CONNECTOR WITH SPRING	10	MALE PIPE	17
SLEEVE	5	FEMALE CONNECTOR	10	MALE PIPE SWIVEL	17
NUT	5	HOSE MENDER	11	MALE PIPE 90°	17
BRASS INSERT	5	ADAPTER	11	FEMALE PIPE	17
CAP	5	BULKHEAD COUPLING	11	FEMALE SWIVEL	17
MALE CONNECTOR	5	GLADHAND COUPLING	11	FEMALE PIPE BALL SEAT	17
MALE ELBOW	6	GLADHAND SEAL	11	SPLICER	17
FEMALE CONNECTOR	6	AIR CHAMBER ASSEMBLIES	11	BARB TEE	17
FEMALE ELBOW	6	AIR CHAMBER HOSE	11	WELDING FITTINGS	18
UNION	6	GREASE FITTINGS	11	WELDING HOSE LEFT HAND	
REDUCING UNION	6	1/8 IN. MALE PIPE THREAD	11	(ACETYLENE)	18
UNION ELBOW	6	1/4-28 THREAD	11	WELDING HOSE RIGHT HAND	
UNION TEE	6	DRIVE TYPE	11	(OXYGEN)	18
BULKHEAD UNION	6	1/4 IN. MALE PIPE THREAD	12	GARDEN HOSE	18
MALE BRANCH TEE	7	MISCELLANEOUS FITTINGS	12	FEMALE	18
MALE RUN TEE	7	BUTTONHEAD FITTING	12	FEMALE ADAPTER	18
PLASTIC TUBING COMPRESSION	7	METRIC FITTINGS	12	FEMALE LONG SHANK	18
PLASTIC SLEEVE	7	GREASE GUN COUPLERS	12	MALE	18
NUT	7	ASSORTMENTS	12	MALE ADAPTER	18
UNION	7	ASSORTMENTS	12	MALE LONG SHANK	18
MALE CONNECTOR	7	INVERTED FLARE	12	WASHER	18
MALE ELBOW	7	PLUG	12	WATER HOSE ADAPTER	18
FEMALE CONNECTOR	7	TUBE NUT	12	PUSH-TO-CONNECT	18

Table of Contents

Categorized Listing

UNION	18	HIGH PRESSURE BALL VALVE	23
UNION TEE	18	HIGH PRESSURE BALL VALVE	23
UNION ELBOW	18	HIGH PRESSURE NEEDLE VALVE	23
FEMALE CONNECTOR	19	NEEDLE VALVE	23
MALE CONNECTOR	19	PRESSURE WASHER PARTS	24
MALE ELBOW	19	QUICK CONNECTS	24
MALE RUN TEE	19	COUPLERS	24
MALE BRANCH TEE	19	GARDEN HOSE	24
BULKHEAD UNION	19	O-RINGS	24
FEMALE BULKHEAD UNION	19	PLUGS	24
SWIVEL MALE ELBOW	19	SCREW TYPE	24
SWIVEL MALE RUN TEE	20	TIPS	24
SWIVEL MALE BRANCH TEE	20	BLACK	24
D.O.T. PUSH-TO-CONNECT	20	GREEN	24
UNION	20	RED	24
UNION TEE	20	WHITE	24
UNION ELBOW	20	YELLOW	25
FEMALE CONNECTOR	20	WANDS	25
MALE CONNECTOR	20	WAND	25
MALE ELBOW	20	ACCESSORIES	25
FEMALE ELBOW	21	GUN	25
FEMALE ELBOW	21	SWIVELS	25
MALE RUN TEE	21	ADJUSTABLE TIP	25
MALE BRANCH TEE	21	ROTATING	25
BULKHEAD UNION	21	VALVES	25
FEMALE BULKHEAD UNION	21	THERMO RELIEF VALVE	25
SWIVEL MALE 45	21	INJECTOR	25
SWIVEL MALE 90	21	STRAINER	25
SWIVEL MALE 90	21	FILTER	25
SWIVEL MALE RUN TEE	21	REPAIR KIT	26
SWIVEL MALE RUN TEE	21		
SWIVEL MALE BRANCH TEE	21		
SWIVEL MALE BRANCH TEE	21		
SPECIAL ADAPTERS	21		
THROTTLE STOP	21		
VALVES	22		
DRAIN & SHUT-OFF VALVES	22		
AIR TANK DRAIN VALVE	22		
AIR VENT	22		
ANGLE BIB DRAIN	22		
EXTERNAL SEAT	22		
INTERNAL SEAT	22		
INTERNAL SEAT DRAIN VALVE	22		
GROUND PLUG & MULTIPLE			
SHUT-OFFS	22		
3 WAY MULTIPLE SHUT OFF	22		
3 WAY SHUT OFF	22		
COMPRESSION DOUBLE	22		
FEMALE PIPE DOUBLE	22		
GROUND PLUG DRAIN	22		
MALE TO FEMALE PIPE	22		
NEEDLE VALVES	23		
COMPRESSION ANGLE	23		
COMPRESSION DOUBLE	23		
FEMALE PIPE	23		
MALE TO FEMALE PIPE	23		
SAE 45° FLARE ANGLE	23		
TRUCK VALVE	23		
FEMALE NPTF TO MALE PIPE	23		
PIPE TO HOSE SHUT-OFF	23		
BALL VALVE	23		
BALL VALVE	23		

PIPE

CAP



ITEM	Female Pipe
3129X2	1/8
3129X4	1/4
3129X6	3/8
3129X8	1/2
3129X12	3/4

SLOTTED PLUG



ITEM	Male Pipe
3150X4	1/4
3150X6	3/8
3150X8	1/2
3150X12	3/4
3150X2	1/8

SQUARE HEAD PLUG



ITEM	Male Pipe
3151X2	1/8
3151X4	1/4
3151X6	3/8
3151X8	1/2
3151X12	3/4

HEX HEAD PLUG



ITEM	Male Pipe
3152X2	1/8
3152X4	1/4
3152X6	3/8
3152X8	1/2
3152X12	3/4

ALLEN HEAD PLUG



ITEM	Male Pipe
3153X2	1/8
3153X4	1/4
3153X6	3/8
3153X8	1/2

ADAPTER



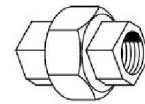
ITEM	Male Pipe	Female Pipe
3200X2	1/8	1/8
3200X4X2	1/8	1/4
3200X4	1/4	1/4
3200X6X2	1/8	3/8
3200X6X4	1/4	3/8
3200X6	3/8	3/8
3200X8X4	1/4	1/2
3200X8X6	3/8	1/2
3200X8	1/2	1/2
3200X12X8	1/2	3/4
3200X12	3/4	3/4

BUSHING



ITEM	Male Pipe	Female Pipe
3220X4X2	1/4	1/8
3220X6X2	3/8	1/8
3220X6X4	3/8	1/4
3220X8X2	1/2	1/8
3220X8X4	1/2	1/4
3220X8X6	1/2	3/8
3220X12X2	3/4	1/8
3220X12X4	3/4	1/4
3220X12X6	3/4	3/8
3220X12X8	3/4	1/2
3220X16X8	1	1/2
3220X16X12	1	3/4

UNION



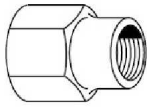
ITEM	Female Pipe
3250X4	1/4

COUPLING



ITEM	Female Pipe
3300X2	1/8
3300X4	1/4
3300X6	3/8
3300X8	1/2
3300X12	3/4

REDUCER COUPLING



ITEM	Female Pipe
3300X4X2	1/4 X 1/8
3300X6X2	3/8 X 1/8
3300X6X4	3/8 X 1/4
3300X8X2	1/2 X 1/8
3300X8X4	1/2 X 1/4
3300X8X6	1/2 X 3/8
3300X12X4	3/4 X 1/4

HEX NIPPLE



ITEM	Male Pipe
3325X2	1/8
3325X4	1/4
3325X4X2	1/4 X 1/8
3325X6	3/8
3325X6X2	3/8 X 1/8
3325X6X4	3/8 X 1/4
3325X8	1/2
3325X8X4	1/2 X 1/4
3325X8X6	1/2 X 3/8
3325X12	3/4
3325X12X8	3/4 X 1/2

CLOSE NIPPLE



ITEM	Male Pipe
3326X2	1/8
3326X4	1/4
3326X6	3/8
3326X8	1/2
3326X12	3/4

LONG LENGTH



ITEM	Male Pipe	LENGTH
3327X2	1/8	1 1/2
3327X4	1/4	1 1/2
3327X6	3/8	1 1/2
3327X8	1/2	1 1/2
3328X2	1/8	2
3328X4	1/4	2
3328X6	3/8	2
3328X8	1/2	2
3328X12	3/4	2
3329X2	1/8	2 1/2
3329X4	1/4	2 1/2
3329X6	3/8	2 1/2
3329X8	1/2	2 1/2
3330X2	1/8	3
3331X4	1/4	3 1/2
3331X6	3/8	3 1/2

MALE ELBOW 90°

ITEM
3450X4

STREET ELBOW 45°



ITEM	Male Pipe	Female Pipe
3350X2	1/8	1/8
3350X4	1/4	1/4
3350X6	3/8	3/8
3350X8	1/2	1/2

STREET ELBOW 90°



ITEM	Male Pipe	Female Pipe
3400X2	1/8	1/8
3400X4	1/4	1/4
3400X4X2	1/8	1/4
3400X6	3/8	3/8
3400X8	1/2	1/2

ELBOW 90°




ITEM	Female Pipe
3500X2	1/8
3500X4	1/4
3500X6	3/8
3500X8	1/2
3500X12	3/4

MALE BRANCH TEE



ITEM	Male Pipe	Female Pipe
3600X2	1/8	1/8
3600X4	1/4	1/4
3600X8	1/2	1/2
3600X12	3/4	3/4

FEMALE TEE



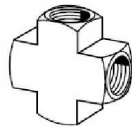
ITEM	Female Pipe
3700X2	1/8
3700X4	1/4
3700X6	3/8
3700X8	1/2
3700X12	3/4

MALE RUN TEE



ITEM	Male Pipe	Female Pipe
3750X2	1/8	1/8
3750X4	1/4	1/4
3750X6	3/8	3/8
3750X8	1/2	1/2
3750X12	3/4	3/4

FEMALE CROSS



ITEM	Male Pipe
3950X2	1/8
3950X4	1/4
3950X6	3/8
3950X8	1/2
3950X12	3/4

SAE

NUT



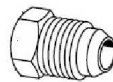
ITEM	TUBE OD
1110X2	1/8
1110X3	3/16
1110X4	1/4
1110X5	5/16
1110X6	3/8
1110X8	1/2
1110X10	5/8
1110X12	3/4

FLARE CAP



ITEM	TUBE OD
25X3	3/16
25X4	1/4
25X6	3/8
25X8	1/2

FLARE PLUG



ITEM	TUBE OD
S9X4	1/4
S9X6	3/8

UNION



ITEM	TUBE OD
42X2	1/8
42X3	3/16
42X4	1/4
42X5	5/16
42X6	3/8
42X8	1/2
42X10	5/8

REDUCING UNION



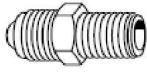
ITEM	TUBE OD	MALE	FEMALE
42RX4X3	1/4X3/16	1/4	3/16
42RX5X4	5/16X1/4	5/16	1/4
42RX6X4	3/8X1/4	3/8	1/4
42RX6X5	3/8X5/16	3/8	5/16
42RX8X4	1/2X1/4	1/2	1/4
42RX8X6	1/2X3/8	1/2	3/8

UNION ELBOW 90°



ITEM	TUBE OD	MALE	FEMALE	FEMALE
55X6	3/8	3/8	3/8	
55X8	1/2	1/2	1/2	
55X10	5/8	5/8	5/8	
55X10X8	5/8	5/8	1/2	1/2
55X12	3/4	3/4	3/4	

MALE CONNECTOR



ITEM	TUBE OD	Male Pipe
48X2	1/8	1/8
48X3	3/16	1/8
48X4	1/4	1/8
48X4X4	1/4	1/4
48X4X6	1/4	3/8
48X5	5/16	1/8
48X5X4	5/16	1/4
48X5X6	5/16	3/8
48X5X8	5/16	1/2
48X6	3/8	1/4
48X6X2	3/8	1/8
48X6X6	3/8	3/8
48X6X8	3/8	1/2
48X8	1/2	3/8
48X8X12	1/2	3/4
48X8X4	1/2	1/4
48X8X8	1/2	1/2
48X10	5/8	1/2
48X10X12	5/8	3/4
48X10X6	5/8	3/8
48X12	3/4	1/2
48X12X12	3/4	3/4

FEMALE CONNECTOR



ITEM	TUBE OD	Female Pipe
46X3	3/16	1/8
46X4	1/4	1/8
46X4X4	1/4	1/4
46X4X8	1/4	1/2
46X5	5/16	1/8
46X5X4	5/16	1/4
46X6	3/8	1/4
46X6X12	3/8	3/4
46X6X6	3/8	3/8
46X6X8	3/8	1/2
46X8	1/2	3/8

MALE ELBOW 45°



ITEM	TUBE OD	Male Pipe
54X4	1/4	1/8
54X4X4	1/4	1/4
54X5	5/16	1/8
54X5X4	5/16	1/4
54X6	3/8	1/4
54X6X6	3/8	3/8
54X8	1/2	3/8
54X10	5/8	1/2

MALE ELBOW 90°



ITEM	TUBE OD	Male Pipe
49X3	3/16	1/8
49X4	1/4	1/8
49X4X4	1/4	1/4
49X4X6	1/4	3/8
49X5	5/16	1/8
49X5X4	5/16	1/4
49X6	3/8	1/4
49X6X2	3/8	1/8
49X6X6	3/8	3/8
49X6X8	3/8	1/2
49X8	1/2	3/8
49X8X4	1/2	1/4
49X8X8	1/2	1/2
49X8X12	1/2	3/4
49X10	5/8	1/2
49X10X6	5/8	3/8
49X12	3/4	1/2
49X12X12	3/4	3/4
49X16X12	1	3/4

FEMALE ELBOW 90°



ITEM	TUBE OD	Female Pipe
50X4	1/4	1/8
50X6X6	3/8	3/8

UNION TEE



ITEM	TUBE OD
44X2	1/8
44X3	3/16
44X4	1/4
44X5	5/16
44X6	3/8
44X8	1/2
44X10	5/8

MALE RUN TEE



ITEM	TUBE OD	Male Pipe
51X3	3/16	1/8
51X6	3/8	1/4

MALE BRANCH TEE



ITEM	TUBE OD	Male Pipe
45X5X5X4	5/16	1/4
45X6	3/8	1/4
45X6X6	3/8	3/8
45X8	1/2	3/8
45X8X8X8	1/2	1/2

ADAPTER SAE 45° TO INVERTED FLARE



ITEM
4MS-3MI
4MS-4MI
6MS-5MI
6MS-6MI
6MS-7MI

MALE PIPE TO FEMALE SAE

ITEM
4MP-6FS

COMPRESSION SLEEVE

ITEM	TUBE OD
60X2	1/8
60X3	3/16
60X4	1/4
60X5	5/16
60X6	3/8
60X8	1/2
60X10	5/8
60X12	3/4

NUT



ITEM	TUBE OD
61X2	1/8
61X3	3/16
61X4	1/4
61X5	5/16
61X6	3/8
61X8	1/2
61X10	5/8
61X12	3/4

BRASS INSERT



ITEM	TUBE OD
PIX2	1/8
PIX3	3/16
PIX4	1/4
PIX4A	1/4
PIX5	5/16
PIX6	3/8
PIX8	1/2
PIX10	5/8
PIX12	3/4

CAP



ITEM	TUBE OD
61CX4	1/4
61CX5	5/16
61CX6	3/8

MALE CONNECTOR



ITEM	TUBE OD	Male Pipe
68X2	1/8	1/8
68X3	3/16	1/8
68X3X4	3/16	1/4
68X4	1/4	1/8
68X4X4	1/4	1/4
68X4X6	1/4	3/8
68X5	5/16	1/8
68X5X4	5/16	1/4
68X5X6	5/16	3/8
68X6	3/8	1/4
68X6X12	3/8	3/4
68X6X2	3/8	1/8
68X6X6	3/8	3/8
68X6X8	3/8	1/2
68X8	1/2	3/8
68X8X4	1/2	1/4
68X8X8	1/2	1/2
68X10	5/8	1/2
68X10X6	5/8	3/8
68X12	3/4	1/2

MALE ELBOW



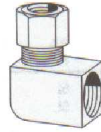
ITEM	TUBE OD	Male Pipe
69X2	1/8	1/8
69X3	3/16	1/8
69X4	1/4	1/8
69X4X4	1/4	1/4
69X5	5/16	1/8
69X5X4	5/16	1/4
69X5X6	5/16	3/8
69X6	3/8	1/4
69X6X2	3/8	1/8
69X6X6	3/8	3/8
69X6X8	3/8	1/2
69X8	1/2	3/8
69X8X12	1/2	3/4
69X8X4	1/2	1/4
69X8X8	1/2	1/2
69X10	5/8	1/2
69X10X12	5/8	3/4
69X10X6	5/8	3/8
69X12	3/4	1/2

FEMALE CONNECTOR



ITEM	TUBE OD	Female Pipe
66X2	1/8	1/8
66X4	1/4	1/8
66X4X4	1/4	1/4
66X5X2	5/16	1/8
66X5X4	5/16	1/4
66X6	3/8	1/4
66X6X2	3/8	1/8
66X8	1/2	3/8
66X10	5/8	1/2

FEMALE ELBOW



ITEM	TUBE OD	Female Pipe
70X4X4	1/4	1/4
70X6X2	3/8	1/8
70X6X4	3/8	1/4
70X8	1/2	3/8

UNION



ITEM	TUBE OD
62X2	1/8
62X3	3/16
62X4	1/4
62X5	5/16
62X6	3/8
62X7	7/16
62X8	1/2
62X10	5/8
62X12	3/4

REDUCING UNION



ITEM	TUBE OD	MALE
62RX4X3	1/4	3/16
62RX4X5	1/4	5/16
62RX4X6	1/4	3/8
62RX5X6	5/16	3/8
62RX6X8	3/8	1/2

UNION ELBOW



ITEM	TUBE OD
65X4	1/4
65X6	3/8
65X8	1/2

UNION TEE



ITEM	TUBE OD
64X2	1/8
64X3	3/16
64X4	1/4
64X5	5/16
64X6	3/8
64X8	1/2
64X10	5/8
64X12	3/4

BULKHEAD UNION



ITEM	TUBE OD
74X8	1/2

MALE BRANCH TEE



ITEM	TUBE OD	Male Pipe
72X2	1/8	1/8
72X3	3/16	1/8
72X4	1/4	1/8
72X4X4	1/4	1/4
72X5	5/16	1/8
72X5X4	5/16	1/4
72X6	3/8	1/4
72X6X6	3/8	3/8
72X8	1/2	3/8
72X8X8	1/2	1/2
72X10	5/8	1/2
72X12	3/4	1/2

MALE RUN TEE



ITEM	TUBE OD	Male Pipe
71X4	1/4	1/8
71X4X4	1/4	1/4
71X5X4	5/16	1/4
71X6	3/8	1/4
71X8	1/2	3/8

PLASTIC TUBING COMPRESSION

PLASTIC SLEEVE



ITEM	TUBE OD
1260X4	1/4
1260X5	5/16
1260X6	3/8
1260X8	1/2

NUT



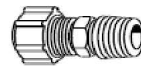
ITEM	TUBE OD
1261X4	1/4
1261X5	5/16
1261X6	3/8
1261X8	1/2

UNION



ITEM	TUBE OD
1262X4	1/4
1262X5	5/16
1262X6	3/8
1262X8	1/2

MALE CONNECTOR



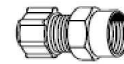
ITEM	TUBE OD	Male Pipe
1268X4	1/4	1/8
1268X4X4	1/4	1/4
1268X4X6	1/4	3/8
1268X5X2	5/16	1/8
1268X5X4	5/16	1/4
1268X6	3/8	1/4
1268X6X2	3/8	1/8
1268X6X6	3/8	3/8

MALE ELBOW



ITEM	TUBE OD	Male Pipe
1269X4	1/4	1/8
1269X4X4	1/4	1/4
1269X4X6	1/4	3/8
1269X5X2	5/16	1/8
1269X6	3/8	1/4
1269X6X2	3/8	1/8

FEMALE CONNECTOR



ITEM	TUBE OD	Female Pipe
1266X4	1/4	1/8
1266X4X4	1/4	1/4
1266X6	3/8	1/4

MALE BRANCH TEE



ITEM	TUBE OD	Male Pipe
1272X4	1/4	1/8
1272X4X4	1/4	1/4
1272X5	5/16	1/8

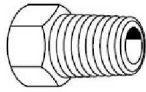
UNION TEE



ITEM	TUBE OD
1264X4	1/4
1264X6	3/8

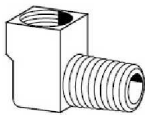
DOUBLE COMPRESSION

MALE CONNECTOR



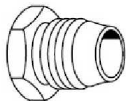
ITEM	TUBE OD	Male Pipe
6200X2	1/8	1/8
6200X3	3/16	1/8

MALE ELBOW



ITEM	TUBE OD
6400X2	1/8

NUT



ITEM	TUBE OD
6100X2	1/8
6100X3	3/16
6100X4	1/4
6100X5	5/16
6100X6	3/8

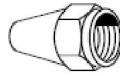
AIRBRAKE COPPER TUBING COMPRESSION

SLEEVE



ITEM	TUBE OD
160X4	1/4
160X5	5/16
160X6	3/8
160X8	1/2
160X10	5/8
160X12	3/4

NUT



ITEM	TUBE OD
161X4	1/4
161X6	3/8
161X8	1/2
161X10	5/8
161X12	3/4

UNION



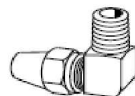
ITEM	TUBE OD
162X6	3/8
162X12	3/4

MALE CONNECTOR



ITEM	TUBE OD	Male Pipe
168X6X2	3/8	1/8
168X6	3/8	1/4
168X6X6	3/8	3/8
168X6X8	3/8	1/2

MALE ELBOW



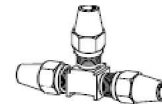
ITEM	TUBE OD	Male Pipe
169X6X2	3/8	1/8
169X6	3/8	1/4
169X6X6	3/8	3/8

FEMALE CONNECTOR



ITEM	TUBE OD
166X6	3/8

UNION TEE



ITEM	TUBE OD	MALE	FEMALE	MALE	FEMALE
164X6	3/8	3/8	3/8	3/8	
164X6X6X4	3/8				1/4

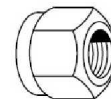
AIR BRAKE NYLON TUBING COMPRESSION

SLEEVE



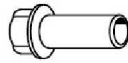
ITEM	TUBE OD
1460X4	1/4
1460X6	3/8
1460X8	1/2
1460X10	5/8
1460X12	3/4

NUT



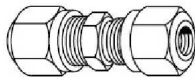
ITEM	TUBE OD
1461X4	1/4
1461X6	3/8
1461X8	1/2
1461X10	5/8
1461X12	3/4

BRASS INSERT



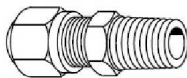
ITEM	TUBE OD
1484X4	1/4
1484X6	3/8
1484X8	1/2
1484X10	5/8
1484X12	3/4

UNION



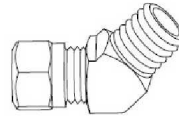
ITEM	TUBE OD
1462X4	1/4
1462X6	3/8
1462X8	1/2
1462X10	5/8
1462X12	3/4

MALE CONNECTOR



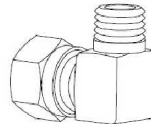
ITEM	TUBE OD	Male Pipe
1468X4	1/4	1/8
1468X4X4	1/4	1/4
1468X4X6	1/4	3/8
1468X6	3/8	1/4
1468X6X2	3/8	1/8
1468X6X6	3/8	3/8
1468X6X8	3/8	1/2
1468X8X4	1/2	1/4
1468X8	1/2	3/8
1468X8X8	1/2	1/2
1468X8X12	1/2	3/4
1468X10X6	5/8	3/8
1468X10	5/8	1/2

MALE ELBOW 45DEG



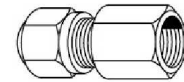
ITEM	TUBE OD	Male Pipe
1480X4	1/4	1/8
1480X6X2	3/8	1/8
1480X6	3/8	1/4
1480X6X6	3/8	3/8
1480X8X4	1/2	1/4
1480X8	1/2	3/8
1480X8X8	1/2	1/2
1480X10	5/8	1/2

MALE ELBOW 90DEG



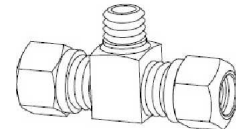
ITEM	TUBE OD	Male Pipe
1469X4X6	1/4	3/8
1469X4	1/4	1/8
1469X4X4	1/4	1/4
1469X6X2	3/8	1/8
1469X6X2L	3/8	1/8
1469X6	3/8	1/4
1469X6L	3/8	1/4
1469X6X6	3/8	3/8
1469X6X8	3/8	1/2
1469X8	1/2	3/8
1469X8X8	1/2	1/2
1469X10X6	5/8	3/8
1469X10	5/8	1/2
1469X8X4	1/2	1/4

FEMALE CONNECTOR



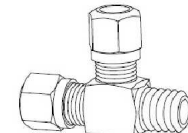
ITEM	TUBE OD	Male Pipe	Female Pipe
1466X4	1/4		1/8
1466X6X2	3/8		1/8
1466X6	3/8		1/4
1466X6X6	3/8		3/8
1466X8	1/2	3/8	

MALE BRANCH TEE



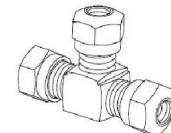
ITEM	MALE	FEMALE	Female Pipe
1472X6	3/8	3/8	1/4
1472X8X8X4	1/2	1/2	1/4

MALE RUN TEE



ITEM	MALE	FEMALE	Male Pipe
1471X6	3/8	3/8	1/4

UNION TEE



ITEM	MALE	FEMALE	MALE
1464X4	1/4	1/4	1/4
1464X6	3/8	3/8	3/8
1464X8	1/2	1/2	1/2

"ROAD RANGER"

SLEEVE



ITEM	TUBE OD
P60X2	1/8
P60X2.5	5/32

NUT



ITEM	TUBE OD
P61X2	1/8
P61X2.5	

UNION



ITEM	TUBE OD
P62X2	1/8
P62X2.5	5/32

MALE CONNECTOR



ITEM	TUBE OD	Male Pipe
P68X2	1/8	1/8
P68X2X1	1/8	1/16

90° MALE ELBOW



ITEM	TUBE OD	Male Pipe
P69X2	1/8	1/8
P69X2X1	1/8	1/16

AIRBRAKE FITTINGS REUSABLES

SLEEVE




ITEM
H30
H40

NUT



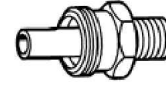
ITEM
H31
H41

SPRING GUARD



ITEM
HSPRING
H31SP

INSERT



ITEM	Male Pipe
H48X8X8	1/2
H38X6X4	
H38X6X6	
H38X8X6	

CONNECTOR



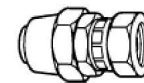
ITEM	Male Pipe
H38CSX6X4	
H38CX6X4	
H38CX6X6	
H38CX6X8	
H38CX8X6	
H48CX8X6	3/8
H48CX8X8	1/2

CONNECTOR WITH SPRING



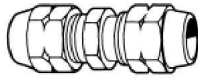
ITEM	Male Pipe
H38CSX6X6	
H38CSX6X8	
H38CSX8X6	
H48CSX8X6	3/8

FEMALE CONNECTOR



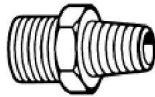
ITEM
H38ABS
H48ABS

HOSE MENDER



ITEM	Hose ID
H32	3/8
H42	1/2

ADAPTER



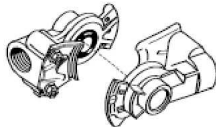
ITEM
H138X6X4
H138X6X6
H148X8X6
H148X8X8

BULKHEAD COUPLING



ITEM	Male Pipe	Female Pipe
W01238	1/2	3/8
W05465		1/4
W05498	1/2	1/4
W05730	1/2	1/4

GLADHAND COUPLING



ITEM
385-8

GLADHAND SEAL



ITEM
386

AIR CHAMBER ASSEMBLIES

AIR CHAMBER HOSE



ITEM	Male Pipe	LENGTH
W28471	3/8	18-1/8
W28472	3/8	24-1/8
W28473	3/8	28-1/8
W28539	3/8	20-3/8
W28550	3/8	30-1/8
W28552	3/8	32
W28554	3/8	34-3/8
W28555	3/8	36-1/8
W28559	3/8	41
W88471	1/2	18-1/8
W88472	1/2	24-1/8
W88473	1/2	28-1/8
W88539	1/2	20-3/8
W88550	1/2	30-1/8
W88552	1/2	32
W88554	1/2	34-3/8
W88555	1/2	36-1/8
W88559	1/2	41-1/8

GREASE FITTINGS

1/8 IN. MALE PIPE THREAD



ITEM	LENGTH	DESCRIPTION
610	11/16	STRAIGHT
667	1-1/4	STRAIGHT
699	1-3/4	STRAIGHT
618	1	STRAIGHT FPT
688	1	45 DEG ANGLE
612	27/32	67 DEG ANGLE

1/4-28 THREAD



ITEM	LENGTH	DESCRIPTION
641	17/32	STRAIGHT
652	45/64	STRAIGHT
680	15/16	STRAIGHT
698	1-1/16	STRAIGHT
636	1	45 DEG ANGLE
638	47/64	90 DEG ANGLE

DRIVE TYPE



ITEM	LENGTH	DESCRIPTION
728	37/64	3/16 STRAIGHT
632	31/64	3/16 STRAIGHT wo/BALLCK
743	39/64	1/4 STRAIGHT
666	9/16	5/16 STRAIGHT wo/BALLCK
608	9/16	5/16 STRAIGHT
739	5/8	3/8 STRAIGHT
744	49/64	3/16 65 DEG
952	13/32	1/4 STRAIGHT wo/BALLCK

1/4 IN. MALE PIPE THREAD



ITEM	LENG TH	DESCRIPTION
627	59/64	STRAIGHT
629	1-1/16	67-1/2 DEG ANGLE

MISCELLANEOUS FITTINGS



ITEM	LENG TH	DESCRIPTION
616	21/32	5/16-24 ST. THRD
617	21/32	3/8-24 ST. THRD

BUTTONHEAD FITTING



ITEM	DESCRIPTION
671	1/4 PTF-5/8 DIA

METRIC FITTINGS



ITEM	LENG TH	DESCRIPTION
3641		6MM 1.0 STRAIGHT
3637		6MM 1.0 45 DEG ANGLE
3638		6MM 1.0 90 DEG ANGLE
3610		8MM 1.0 STRAIGHT
3688		8MM 1.0 45 DEG ANGLE
3613		8MM 1.0 90 DEG ANGLE
609201	14.7m	8MM 1.25 STRAIGHT
617545	23.0m	8MM 1.25 45 DEG ANGLE
617590	17.8m	8MM 1.25 90 DEG ANGLE
3710		10MM 1.0 STRAIGHT
3737		10MM 1.0 45 DEG ANGLE
3738		10MM 1.0 90 DEG ANGLE

GREASE GUN COUPLERS



ITEM	DESCRIPTION
405	1/8 FP 4,500 PSI
6100	1/8 FP 20,000 PSI
6100BUTTON	5/8 DIA BUTTONS

ASSORTMENTS

ASSORTMENTS



ITEM	DESCRIPTION
ZA100	STANDARD GREASE FITTINGS
ZAM100	METRIC GREASE FITTINGS

INVERTED FLARE

PLUG



ITEM	TUBE OD
131X3	3/16
131X4	1/4
131X5	5/16
131X6	3/8

TUBE NUT



ITEM	TUBE OD	MALE
105X2	1/8	
105X3	3/16	
105X3X4	3/16	7/16-24
105X3X5	3/16	1/2-20
105X3X9	3/16	9/16-18
105X4	1/4	
105X4X9	1/4	9/16-18
105X5	5/16	
105X6	3/8	
105X6X7		
105X8	1/2	
105X10	5/8	
105X12	3/4	

UNION



ITEM	TUBE OD
302X2	1/8
302X3	3/16
302X4	1/4
302X5	5/16
302X6	3/8
302X8	1/2

MALE CONNECTOR




ITEM	TUBE OD	Male Pipe
202X2	1/8	1/8
202X3	3/16	1/8
202X4	1/4	1/8
202X4X4	1/4	1/4
202X5	5/16	1/8
202X5X4	5/16	1/4
202X6X2	3/8	1/8
202X6	3/8	1/4
202X6X6	3/8	3/8
202X8X4	1/2	1/4
202X8	1/2	3/8
202X8X8	1/2	1/2
202X10	5/8	1/2
202X12	3/4	3/4
202X12X8	3/4	1/2
202X14X8	7/8	1/2

MALE ELBOW 45DEG



ITEM	TUBE OD
352X3	3/16
352X4	1/4
352X5	5/16
352X6	3/8
352X8	1/2

MALE ELBOW 90DEG



ITEM	TUBE OD	Male Pipe
402X2	1/8	1/8
402X3	3/16	1/8
402X4	1/4	1/8
402X4X4	1/4	1/4
402X5	5/16	1/8
402X5X4	5/16	1/4
402X5X6	5/16	3/8
402X6	3/8	1/4
402X6X2	3/8	1/8
402X6X6	3/8	3/8
402X8X4	1/2	1/4
402X8	1/2	3/8
402X8X8	1/2	1/2
402X10	5/8	1/2

FEMALE CONNECTOR



ITEM	TUBE OD	MAL E	Male Pipe	Female Pipe
252X3	3/16		1/8	
252X4	1/4		1/8	
252X5	5/16		1/8	
252X6	3/8		1/4	
252X7	7/16		1/4	
252X8	1/2		3/8	
452X3	3/16			1/8
452X6	3/8			1/4
502X4	1/4	1/4		
502X6	3/8	3/8		

UNION TEE



ITEM	TUBE OD
702X3	3/16
702X4	1/4
702X5	5/16
702X6	3/8

HYDRAULIC BRAKE

ADAPTER STANDARD TO METRIC BUBBLE



ITEM	MALE	FEMALE
7970	3/16 (10x1.25)	3/16 (3/8-24)

FORD COOLER LINE

ITEM
M140

FORD TRANSMISSION ELBOW



ITEM	TUBE OD	Male Pipe
1437	5/16	1/8-27

INVERTED FLARE MALE TO FEMALE



ITEM	MAL E	FEM ALE	MALE	FEMALE
7727*	5/16	1/4	5/16	1/4
7732*	7/16-20	1/4	7/16-20	1/4
7817*	5/16	3/16	5/16	3/16
7818	1/4	3/16	1/4	3/16
7828	3/16	1/4	3/16	1/4
7829	5/16	1/4	5/16	1/4
7897	5/16	3/16	5/16	3/16
7908	1/4 (9/16-18)	1/4	1/4 (9/16-18)	1/4
7909	5/16	3/16	5/16	3/16
7910	3/16 (9/16-20)	3/16	3/16 (9/16-20)	3/16
7911	3/16 (9/16-20)	3/16	3/16 (9/16-18)	3/16
7912	5/16 (9/16-18)	3/16 (9/16-18)	5/16	3/16 (9/16-18)
7913	3/16 (9/16-18)	3/16 (1/2-20)	3/16 (9/16-18)	3/16 (1/2-20)
7915	5/16 (1/2-20)	3/8 (5/8-18)	5/16	3/8
7916	3/8 (5/8-18)	5/16 (1/2-20)	3/8	5/16

MALE BRANCH TEE



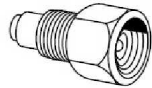
ITEM	TUBE OD	Male Pipe
602X3	3/16	1/8
602X4	1/4	1/8
602X5	5/16	1/8
602X6	3/8	1/4

MALE RUN TEE



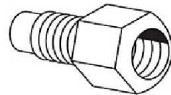
ITEM	TUBE OD	Male Pipe	DESCRIPTION
752X3		1/8	
7709	1/4		19/32 bolt hole

METRIC ADAPTER



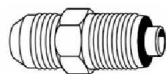
ITEM	MALE	FEMALE
1442	M10x1.0	3/16 (3/8-24)
7935	M11X1.5	3/16 (M10X1.0)
7936	M12X1.0	3/16 (M10X1.0)
7937	M13X1.5	3/16 (M10X1.0)

METRIC ADAPTER BUBBLE FLARE



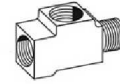
ITEM	TUBE OD	MALE	MALE	FEMALE
1444	1/4	7/16-20	9/16-18	
1443		M10X1.0		3/16 (3/8-24)

POWER STEERING MALE 37° JIC ADAPTER



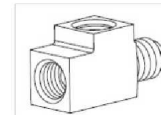
ITEM	TUBE OD	MALE	MALE
1439	3/8	9/16-18	5/8-18
1440	1/4	7/16-20	9/16-18

TOWED TRAILER BRAKE TEE



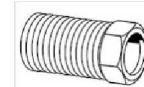
ITEM	Male Pipe	MALE	FEMALE	FEMALE
7898		1/4 inv (7/16-24)	1/4 (7/16-24)	1/4 (7/16-24)
7900		3/16 inv (3/8-24)	3/16 (3/8-24)	3/16 (3/8-24)
7901		1/4 inv (7/16-24)	1/4 (7/16-24)	3/16 (3/8-24)
7902	1/4		1/4 (7/16-24)	3/16 (3/8-24)
7904		1/4 inv (9/16-18)	1/4 (9/16-18)	3/16 (3/8-24)
7905		3/16 inv (9/16-20)	3/16 (9/16-20)	3/16 (3/8-24)
7906		1/2-20 inv	3/16 (1/2-20)	3/16 (3/8-24)
7914		1/4 inv (7/16-24)	3/16 (7/16-24)	3/16 (3/8-24)

TRAILER BRAKE TEE METRIC



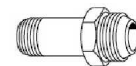
ITEM	DESCRIPTION	MALE	FEMALE	FEMALE
7921		3/16 (M12X1.0)	3/16 (M12X1.0)	3/16 (3/8-24)
7922	Bubble flare type	3/16 (M13X1.5)	3/16 (M13X1.5)	3/16 (3/8-24)

TUBE NUT LONG



ITEM	TUBE OD
7896X3	3/16
7896X4	1/4

TURBOCHARGER DISCHARGE CONNECTOR



ITEM	Male Pipe	DESCRIPTION	MALE
1408	3/16	30deg flare tube	1 AC-811

STANDARD BRAKE LINES

BSTANDARD BRAKE LINES



ITEM	TUBE OD	LENGTH
BL308	3/8	8
BL312	3/8	12
BL320	3/8	20
BL330	3/8	30
BL340	3/8	40
BL351	3/8	51
BL360	3/8	60
BL408	1/4	8
BL412	1/4	12
BL420	1/4	20
BL430	1/4	30
BL440	1/4	40
BL451	1/4	51
BL460	1/4	60
BL508	5/16	8
BL512	5/16	12
BL520	5/16	20
BL530	5/16	30
BL540	5/16	40
BL551	5/16	51
BL560	5/16	60
BL608	3/8	8
BL612	3/8	12
BL620	3/8	20
BL630	3/8	30
BL640	3/8	40
BL651	3/8	51
BL661	3/8	60

JAPANESE METRIC BRAKE LINES

BTJAPANESE METRIC BRAKE LINES



ITEM
BLJ308
BLJ312
BLJ320
BLJ330
BLJ360

METRIC BRAKE LINES

BUMETRIC BRAKE LINES



ITEM	LENGTH	DESCRIPTION	MALE
SC308	8	Blue Bubble Flare	M10X1.0
SC312	12	Blue Bubble Flare	M10X1.0
SC320	20	Blue Bubble Flare	M10X1.0
SC330	30	Blue Bubble Flare	M10X1.0
SC340	40	Blue Bubble Flare	M10X1.0
SC351	51	Blue Bubble Flare	M10X1.0
SC360	60	Blue Bubble Flare	M10X1.0

COILED STEEL BRAKE TUBING

COILED STEEL BRAKE TUBING



ITEM	TUBE OD
320-3	3/16
320-4	1/4
320-5	5/16

INVERTED MALE ELBOW

ITEM	TUBE OD	Hose ID	DESCRIPTION
1403	1/4 inv	1/4	clamp style 90deg elbow

MALE INVERTED CONNECTOR

MALE INVERTED CONNECTOR

ITEM	TUBE OD	Hose ID	DESCRIPTION
1560	5/16 inv	5/16	clamp style rigid male
1561	3/8 inv	5/16	clamp style rigid male
1570	3/8 inv	3/8	clamp style rigid male

BARBED HOSE ENDS

BRASS CRIMP SLEEVE



ITEM	LENGTH	Ferrule ID
BF-4530	.56	.453
BF-4750	.69	.478
BF-5005	.50	.500
BF-5255	.47	.525
BF-5310	1.00	.531
BF-5500	.48	.550
BF-5620	1.00	.562
BF-6000	.50	.600
BF-6250	1.00	.625
BF-6560	1.00	.656
BF-6900	1.00	.690
BF-7180	1.00	.718
BF-7250	.53	.725
BF-7505	.53	.750
BF-7510	1.00	.750
BF-7810	1.00	.781
BF-8120	1.00	.812
BF-8750	.88	.875
BF-9250	.96	.925
BF-9750	.84	.975

MALE PIPE



ITEM	Male Pipe	Hose ID
HN12X2X2	1/8	1/8
HN12X3X2	1/8	3/16
HN12X3X4	1/4	3/16
HN12X4X2	1/8	1/4
HN12X4X4	1/4	1/4
HN12X4X6	3/8	1/4
HN12X5X2	1/8	5/16
HN12X5X4	1/4	5/16
HN12X5X6	3/8	5/16
HN12X5X8	1/2	5/16
HN12X6X12	3/4	3/8
HN12X6X2	1/8	3/8
HN12X6X4	1/4	3/8
HN12X6X6	3/8	3/8
HN12X6X8	1/2	3/8
HN12X8X12	3/4	1/2
HN12X8X4	1/4	1/2
HN12X8X6	3/8	1/2
HN12X8X8	1/2	1/2
HN12X10X12	3/4	5/8
HN12X10X6	3/8	5/8
HN12X10X8	1/2	5/8
HN12X12X12	3/4	3/4
HN12X12X8	1/2	3/4
HN12X16X12	3/4	1

MALE PIPE SWIVEL



ITEM	Male Pipe	Hose ID
HN13X4X4	1/4	1/4
HN13X6X6	3/8	3/8
HN13X6X4	1/4	3/8

MALE PIPE 90°



ITEM	Male Pipe	Hose ID
HN16X4X2	1/8	1/4
HN16X4X4	1/4	1/4
HN16X5X2	1/8	5/16
HN16X5X4	1/4	5/16
HN16X6X2	1/8	3/8
HN16X6X4	1/4	3/8
HN16X6X6	3/8	3/8
HN16X8X4	1/4	1/2
HN16X8X6	3/8	1/2
HN16X10X6	3/8	5/8
HN16X10X8	1/2	5/8

FEMALE PIPE



ITEM	Female Pipe	Hose ID
HN14X2X2	1/8	1/8
HN14X4X2	1/8	1/4
HN14X4X4	1/4	1/4
HN14X4X6	3/8	1/4
HN14X5X2	1/8	5/16
HN14X5X4	1/4	5/16
HN14X6X2	1/8	3/8
HN14X6X4	1/4	3/8
HN14X6X6	3/8	3/8
HN14X6X8	1/2	3/8
HN14X8X6	3/8	1/2
HN14X8X8	1/2	1/2
HN14X12X12	3/4	3/4
HN14X14X12	3/4	7/8

FEMALE SWIVEL



ITEM	Female Pipe	Hose ID
HN44X4X4	1/4	1/4
HN44X8X8	1/2	1/2

FEMALE PIPE BALL SEAT



ITEM	Female Pipe	Hose ID
HN24X4X4	1/4	1/4
HN24X6X4	1/4	3/8
HN24X6X6	3/8	3/8
HN24X8X6	3/8	1/2
HN24X8X8	1/2	1/2
HN24X12X12	3/4	3/4

SPLICER



ITEM	Hose ID
HN32X3	3/16
HN32X4	1/4
HN32X5	5/16
HN32X6	3/8
HN32X8	1/2
HN32X10	5/8
HN32X12	3/4

BARB TEE



ITEM	Hose ID
154X4	1/4
154X5	5/16
154X6	3/8

WELDING FITTINGS

WELDING HOSE LEFT HAND (ACETYLENE)



ITEM	Hose ID	DESCRIPTION
158X6X4		
158X9		
HN51		NUT
HN54X3X6	3/16	HOSE END
HN54X4X6	1/4	HOSE END

WELDING HOSE RIGHT HAND (OXYGEN)



ITEM	Hose ID	DESCRIPTION
156X6X4		
156X9		
HN52		NUT
HN52X3X6	3/16	HOSE END
HN52X4X6	1/4	HOSE END

GARDEN HOSE

FEMALE



ITEM	Hose ID
6-12FGH	3/8
8-12FGH	1/2
10-12FGH	5/8
12-12FGH	3/4

FEMALE ADAPTER

ITEM	Female Pipe
8FP-12FGH	1/2
8FP-12MGH	1/2
12FP-12FGH	3/4
12FP-12MGH	3/4

FEMALE LONG SHANK

ITEM	Hose ID
12-12FGH/LS	3/4

MALE



ITEM	Hose ID
6-12MGH	3/8
8-12MGH	1/2
10-12MGH	5/8
12-12MGH	3/4

MALE ADAPTER



ITEM	Male Pipe
4MP-12FGH	1/4
6MP-12FGH	3/8
8MP-12MGH	1/2
8MP-12FGH	1/2
12MP-12FGH	3/4

MALE LONG SHANK



ITEM	Hose ID
12-12MGH/LS	3/4

WASHER



ITEM
AGHW

WATER HOSE ADAPTER

ITEM
12MGH-12MGH

PUSH-TO-CONNECT

UNION



ITEM	TUBE OD
PTC-62X2	1/8
PTC-62X2.5	5/32
PTC-62X4	1/4
PTC-62X5	5/16
PTC-62X6	3/8

UNION TEE



ITEM	TUBE OD
PTC-64X2	1/8
PTC-64X2.5	5/32
PTC-64X3	3/16
PTC-64X4	1/4
PTC-64X5	5/16
PTC-64X6	3/8
PTC-64X8	1/2

UNION ELBOW



ITEM	TUBE OD
PTC-65X2	1/8
PTC-65X2.5	5/32
PTC-65X4	1/4
PTC-65X5	5/16
PTC-65X6	3/8
PTC-65X8	1/2

FEMALE CONNECTOR



ITEM	TUBE OD	Female Pipe
PTC-66X2	1/8	1/8
PTC-66X2.5	5/32	1/8
PTC-66X4	1/4	1/8
PTC-66X4X4	1/4	1/4
PTC-66X6X6	3/8	3/8

MALE CONNECTOR



ITEM	TUBE OD	Male Pipe
PTC-68X2X0	1/8	10/32
PTC-68X2	1/8	1/8
PTC-68X2X1	1/8	1/16
PTC-68X2.5X10	5/32	10/32
PTC-68X2.5	5/32	1/8
PTC-68X4X0	1/4	10/32
PTC-68X4	1/4	1/8
PTC-68X4X4	1/4	1/4
PTC-68X4X6	1/4	3/8
PTC-68X5	5/16	1/8
PTC-68X5X4	5/16	1/4
PTC-68X5X6	5/16	3/8
PTC-68X6X2	3/8	1/8
PTC-68X6	3/8	1/4
PTC-68X6X6	3/8	3/8
PTC-68X6X8	3/8	1/2
PTC-68X8	1/2	3/8
PTC-68X8X4	1/2	1/4
PTC-68X8X8	1/2	1/2
PTC-68X10	5/8	1/2

MALE ELBOW



ITEM	TUBE OD	Male Pipe
PTC-69X2X2	1/8	1/8
PTC-69X2.5	5/32	1/8
PTC-69X4	1/4	1/8
PTC-69X4X4	1/4	1/4
PTC-69X4X6	1/4	3/8
PTC-69X6X2	3/8	1/8
PTC-69X6	3/8	1/4
PTC-69X6X6	3/8	3/8
PTC-69X8X4	1/2	1/4
PTC-69X8X6	1/2	3/8

MALE RUN TEE



ITEM	TUBE OD	Male Pipe
PTC-71X2	1/8	1/8
PTC-71X2.5	5/32	1/8
PTC-71X4	1/4	1/8
PTC-71X6X2	3/8	1/8
PTC-71X6X4	3/8	1/4
PTC-71X6X6	3/8	3/8
PTC-71X8X6	1/2	3/8

MALE BRANCH TEE



ITEM	TUBE OD	Male Pipe
PTC-72X2	1/8	1/8
PTC-72X2.5	5/32	1/8
PTC-72X4	1/4	1/8
PTC-72X4X4	1/4	1/4
PTC-72X6X2	3/8	1/8
PTC-72X6	3/8	1/4
PTC-72X6X6	3/8	3/8
PTC-72X8	1/2	3/8

BULKHEAD UNION



ITEM	TUBE OD	MALE
PTC-74X2	1/8	7/16-20
PTC-74X2.5	5/32	7/16-20
PTC-74X4	1/4	1/2-20
PTC-74X6	3/8	5/8-18
PTC-74X8	1/2	3/4-16

FEMALE BULKHEAD UNION



ITEM	TUBE OD	Female Pipe
PTC-75X4	1/4	1/8
PTC-75X4X4	1/4	1/4
PTC-75X6	3/8	1/4

SWIVEL MALE ELBOW



ITEM	TUBE OD	Male Pipe
PTCX-69X2X2	1/8	1/8
PTCX-69X2.5	5/32	1/8
PTCX-69X2.5X4	5/32	1/4
PTCX-69X4X0	1/4	10/32
PTCX-69X4X2	1/4	1/8
PTCX-69X4X4	1/4	1/4
PTCX-69X4X6	1/4	3/8
PTCX-69X5X2	5/16	1/8
PTCX-69X5X4	5/16	1/4
PTCX-69X6X2	3/8	1/8
PTCX-69X6	3/8	1/4
PTCX-69X6X8	3/8	1/2
PTCX-69X8	1/2	3/8
PTCX-69X8X8	1/2	1/2

SWIVEL MALE RUN TEE



ITEM	TUBE OD	Male Pipe
PTCX-71X2	1/8	1/8
PTCX-71X2.5	5/32	1/8
PTCX-71X2.5X0	5/32	10/32
PTCX-71X4	1/4	1/8
PTCX-71X4X4	1/4	1/4
PTCX-71X6	3/8	1/4
PTCX-71X6X6	3/8	3/8
PTCX-71X8	1/2	3/8
PTCX-71X8X8	1/2	1/2

SWIVEL MALE BRANCH TEE



ITEM	TUBE OD	MALE
PTCX-72X2	1/8	7/16-20
PTCX-72X2.5	5/32	7/16-20
PTCX-72X4	1/4	1/2-20
PTCX-72X6	3/8	5/8-18
PTCX-72X8	1/2	3/4-16

D.O.T. PUSH-TO-CONNECT

UNION



ITEM	TUBE OD
PTC-DOT-62X2.5	5/32
PTC-DOT-62X3	3/16
PTC-DOT-62X4	1/4
PTC-DOT-62X5	5/16
PTC-DOT-62X6	3/8
PTC-DOT-62X8	1/2
PTC-DOT-62X10	5/8
PTC-DOT-62X12	3/4

UNION TEE



ITEM	TUBE OD
PTC-DOT-64X2.5	5/32
PTC-DOT-64X3	3/16
PTC-DOT-64X4	1/4
PTC-DOT-64X6	3/8
PTC-DOT-64X8	1/2
PTC-DOT-64X10	5/8

UNION ELBOW



ITEM	TUBE OD
PTC-DOT-65X4	1/4
PTC-DOT-65X6	3/8
PTC-DOT-65X8	1/2

FEMALE CONNECTOR



ITEM	TUBE OD	Female Pipe
PTC-DOT-66X4	1/4	1/8
PTC-DOT-66X4X4	1/4	1/4
PTC-DOT-66X6	3/8	1/4
PTC-DOT-66X6X6	3/8	3/8

MALE CONNECTOR



ITEM	TUBE OD	Male Pipe
PTC-DOT-68X2.5X1	5/32	1/16
PTC-DOT-68X2.5	5/32	1/8
PTC-DOT-68X3X2	3/16	1/8
PTC-DOT-68X4	1/4	1/8
PTC-DOT-68X4X4	1/4	1/4
PTC-DOT-68X4X6	1/4	3/8
PTC-DOT-68X6X2	3/8	1/8
PTC-DOT-68X6	3/8	1/4
PTC-DOT-68X6X6	3/8	3/8
PTC-DOT-68X6X8	3/8	1/2
PTC-DOT-68X8X4	1/2	1/4
PTC-DOT-68X8	1/2	3/8
PTC-DOT-68X8X8	1/2	1/2
PTC-DOT-68X10X6	5/8	3/8
PTC-DOT-68X10	5/8	1/2
PTC-DOT-68X12	3/4	1/2

MALE ELBOW



ITEM	TUBE OD	Male Pipe
PTC-DOT-69X2.5X1	5/32	1/16
PTC-DOT-69X2.5	5/32	1/8
PTC-DOT-69X3	3/16	1/8
PTC-DOT-69X4	1/4	1/8
PTC-DOT-69X4X4	1/4	1/4
PTC-DOT-69X4X6	1/4	3/8
PTC-DOT-69X6X2	3/8	1/8
PTC-DOT-69X6	3/8	1/4
PTC-DOT-69X6X6	3/8	3/8
PTC-DOT-69X6X8	3/8	1/2
PTC-DOT-69X8	1/2	3/8
PTC-DOT-69X8X8	1/2	1/2
PTC-DOT-69X10X6	5/8	3/8
PTC-DOT-69X10	5/8	1/2
PTC-DOT-69X12X8	3/4	1/2
PTC-DOT-69X12X12	3/4	3/4

FEMALE ELBOW



ITEM	TUBE OD	Male Pipe
PTC-DOT-70X4	1/4	1/8
PTC-DOT-70X4X4	1/4	1/4
PTC-DOT-70X4X6	1/4	3/8
PTC-DOT-70X6X2	3/8	1/8
PTC-DOT-70X6	3/8	1/4
PTC-DOT-70X6X6	3/8	3/8
PTC-DOT-70X8X4	1/2	1/4
PTC-DOT-70X8	1/2	3/8

FEMALE ELBOW

FEMALE ELBOW

ITEM	TUBE OD	Male Pipe
PTC-DOT-70X8X8	1/2	1/2

MALE RUN TEE



ITEM	TUBE OD	Male Pipe
PTC-DOT-71X4	1/4	1/2
PTC-DOT-71X4X4	1/4	1/8
PTC-DOT-71X6	3/8	1/4
PTC-DOT-71X6X6	3/8	3/8
PTC-DOT-71X8	1/2	3/8

MALE BRANCH TEE



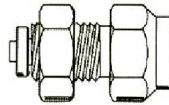
ITEM	TUBE OD	Male Pipe
PTC-DOT-72X4	1/4	1/8
PTC-DOT-72X4X4	1/4	1/4
PTC-DOT-72X6X4	3/8	1/4
PTC-DOT-72X6X6	3/8	3/8
PTC-DOT-72X8	1/2	3/8

BULKHEAD UNION



ITEM	TUBE OD
PTC-DOT-74X4	1/4
PTC-DOT-74X6	3/8
PTC-DOT-74X8	1/2

FEMALE BULKHEAD UNION



ITEM	TUBE OD	Female Pipe
PTC-DOT-75X4	1/4	1/8
PTC-DOT-75X4X4	1/4	1/4
PTC-DOT-75X6	3/8	1/4

SWIVEL MALE 45



ITEM	TUBE OD	Male Pipe
PTCX-DOT-54X4	1/4	1/8
PTCX-DOT-54X4X4	1/4	1/4
PTCX-DOT-54X6X2	3/8	1/8
PTCX-DOT-54X6	3/8	1/4
PTCX-DOT-54X6X6	3/8	3/8
PTCX-DOT-54X6X8	3/8	1/2
PTCX-DOT-54X8X4	1/2	1/4
PTCX-DOT-54X8	1/2	3/8
PTCX-DOT-54X8X8	1/2	1/2
PTCX-DOT-54X10X6	5/8	3/8
PTCX-DOT-54X10	5/8	1/2
PTCX-DOT-54X12	3/4	1/2
PTCX-DOT-54X12X12	3/4	3/4

SWIVEL MALE 90

SWIVEL MALE 90

ITEM	TUBE OD	Male Pipe
PTCX-DOT-69X4	1/4	1/8
PTCX-DOT-69X4X4	1/4	1/4
PTCX-DOT-69X4X6	1/4	3/8
PTCX-DOT-69X6X2	3/8	1/8
PTCX-DOT-69X6	3/8	1/4
PTCX-DOT-69X6X6	3/8	3/8
PTCX-DOT-69X6X8	3/8	1/2
PTCX-DOT-69X8	1/2	3/8

SWIVEL MALE RUN TEE

SWIVEL MALE RUN TEE

ITEM	TUBE OD	Male Pipe
PTCX-DOT-71X4	1/4	1/8
PTCX-DOT-71X4X4	1/4	1/4
PTCX-DOT-71X6	3/8	1/4
PTCX-DOT-71X8	1/2	3/8

SWIVEL MALE BRANCH TEE

SWIVEL MALE BRANCH TEE

ITEM	TUBE OD	Male Pipe
PTCX-DOT-72X4	1/4	1/8
PTCX-DOT-72X4X4	1/4	1/4
PTCX-DOT-72X6	3/8	1/4
PTCX-DOT-72X6X8	3/8	1/2
PTCX-DOT-72X8	1/2	3/8
PTCX-DOT-72X8X8	1/2	1/2

SPECIAL ADAPTERS

THROTTLE STOP

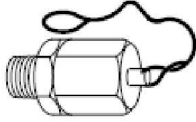


ITEM
1548

VALVES

DRAIN & SHUT-OFF VALVES

AIR TANK DRAIN VALVE



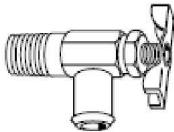
ITEM	Male Pipe
1421	1/4

AIR VENT



ITEM	Male Pipe
705	1/8

ANGLE BIB DRAIN



ITEM	Male Pipe	Hose ID
120	1/4	
150	1/8	
6660	1/4	3/8

EXTERNAL SEAT



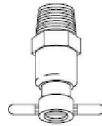
ITEM	Male Pipe
108	1/2
135	1/8
145	1/4
270	3/8

INTERNAL SEAT



ITEM	Male Pipe
130	1/8
140	1/4

INTERNAL SEAT DRAIN VALVE



ITEM	Male Pipe
1424	1/8
1424A	1/8
1425	1/4
1426	3/8

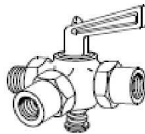
GROUND PLUG & MULTIPLE SHUT-OFFS

3 WAY MULTIPLE SHUT OFF



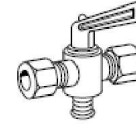
ITEM	Female Pipe
6749	1/4

3 WAY SHUT OFF



ITEM	Male Pipe	Female Pipe
6737	1/8	1/8

COMPRESSION DOUBLE



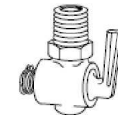
ITEM	MALE
A6769	1/4
A6779	3/8

FEMALE PIPE DOUBLE



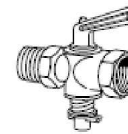
ITEM	Female Pipe
6804	1/8
6809	1/4
R16BX6	3/8

GROUND PLUG DRAIN



ITEM	Male Pipe
6891	1/8
6892	1/4
6893	3/8

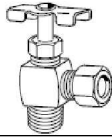
MALE TO FEMALE PIPE



ITEM	Male Pipe	Female Pipe
6824	1/8	1/8
6829	1/4	1/4

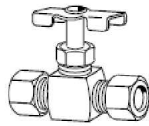
NEEDLE VALVES

COMPRESSION ANGLE




ITEM	MALE	Male Pipe
A555	1/4	1/8
A655	5/16	1/8

COMPRESSION DOUBLE



ITEM	MALE
A6765	1/4
A6770	5/16
A6775	3/8

FEMALE PIPE



ITEM	Female Pipe
6805	1/4

MALE TO FEMALE PIPE



ITEM	Male Pipe	Female Pipe
6825	1/4	1/4

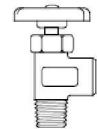
SAE 45° FLARE ANGLE



ITEM	MALE	Male Pipe
320	1/4	1/8
325	5/16	1/8
330	3/8	1/4
6703	5/16	1/4

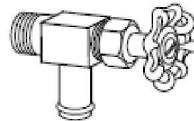
TRUCK VALVE

FEMALE NPTF TO MALE PIPE



ITEM	Male Pipe	Female Pipe
17PHDX6X6	3/8	3/8
17PHDX6X8	1/2	3/8

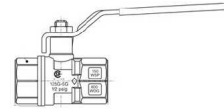
PIPE TO HOSE SHUT-OFF



ITEM	Male Pipe	Hose ID
1422	3/8	3/8
1423	3/8	5/8
1433	3/8	3/4
1451	1/2	3/4

BALL VALVE

BALL VALVE



ITEM	Female Pipe
171NB	1/4
171NC	3/8
171ND	1/2
171NF	3/4
171NG	1
171NH	1-1/4
171NJ	1-1/2
171NK	2
171NL	2-1/2
171NM	3

HIGH PRESSURE BALL VALVE

HIGH PRESSURE BALL VALVE



ITEM	Female Pipe
HPV400	1/4
HPV600	3/8
HPV800	1/2
HPV1200	3/4
HPV1600	1
HPV2000	1-1/4
HPV2400	1-1/2
HPV3200	2

NEEDLE VALVE



ITEM	Female Pipe
NV1/4	1/4
NV3/8	3/8
NV1/2	1/2
NV3/4	3/4
NV1	1

PRESSURE WASHER PARTS

QUICK CONNECTS

COUPLERS



ITEM	Male Pipe	Female Pipe	DESCRIPTION
7210-1	1/4		Brass
7214-1		1/4	Brass
7217-1	3/8		Brass
7218-1		3/8	Brass

GARDEN HOSE



GHP GHC

ITEM	DESCRIPTION
KIT7455-1	Male GHT Plug & Female GHT Coupler

O-RINGS

ITEM	DESCRIPTION
1438ORING-1	(4) ea 1/4 & 3/8 O-rings
14ORING-1	(6) 1/4" O-rings
38ORING-1	(6) 3/8 O-rings

PLUGS



ITEM	Male Pipe	Female Pipe	DESCRIPTION
7186-1	1/4		Stainless
7187-1		1/4	Stainless
7188-1	3/8		Stainless
7189-1		3/8	Stainless
7193-1		1/4	Steel
7194-1	1/4		Steel
7195-1		3/8	Steel
7196-1	3/8		Steel
7197-1		3/8	Brass
7198-1	3/8		Brass
7203-1		1/4	Brass
7209-1	1/4		Brass

SCREW TYPE



ITEM	Male Pipe	Female Pipe	DESCRIPTION	FEMALE
7640		3/8	COUPLER	M22
KIT7640-1			M22 X 1.5 Metric Thread / 3/8 FPT	
7641		3/8	PLUG	
7633	3/8		PLUG	
7636		1/4	COUPLER	M22

TIPS

BLACK



ITEM	DESCRIPTION
965400Q	65deg #40 Spray Tip

GREEN



ITEM	DESCRIPTION
925040Q	25deg 4.0 orifice
925045Q	25deg 4.5 orifice
925050Q	25deg 5.0 orifice
925055Q	25deg 5.5 orifice
925060Q	25deg 6.0 orifice

RED



ITEM	DESCRIPTION
900040Q	0deg 4.0 orifice
900045Q	0deg 4.5 orifice
900050Q	0deg 5.0 orifice
900055Q	0deg 5.5 orifice
900060Q	0deg 6.0 orifice

WHITE



ITEM	DESCRIPTION
940040Q	40deg 4.0 orifice
940045Q	40deg 4.5 orifice
940050Q	40deg 5.0 orifice
940055Q	40deg 5.5 orifice
940060Q	40deg 6.0 orifice

YELLOW



ITEM	DESCRIPTION
915040Q	15deg 4.0 orifice
915045Q	15deg 4.5 orifice
915050Q	15deg 5.0 orifice
915055Q	15deg 5.5 orifice
915060Q	15deg 6.0 orifice

WANDS

WAND



ITEM	DESCRIPTION
28ST	28" Wand
36ST	36" Wand
48ST	48" Wand
60ST	60" Wand
KIT36ST	36" Wand with QD's
KIT48ST	48" Wand with QD's
KIT60ST	60" Wand with QD's

ACCESSORIES

GUN



ITEM	DESCRIPTION
5030NP	Gun
5030NPW	Weep Gun

SWIVELS



ITEM	Male Pipe	Female Pipe	DESCRIPTION
7080-1	3/8	3/8	Brass
7480-1	1/4	1/4	Brass

ADJUSTABLE TIP

ITEM
8.710-933-0

ROTATING



ITEM	DESCRIPTION
DK3200	DK Series Rotating Nozzle
DK4700	IDK Series Rotating Nozzle
100487	Viper Rotating Nozzle
ZROTOMAX2	High Pressure 0deg (4.5 orifice)

VALVES

ITEM	Male Pipe	Female Pipe	DESCRIPTION
7310	3/8 inlet		Easy Start Valve/ Pressure By-Pass
ZK7.1	3/8	3/8 (2)	K7 Unloader Valve

THERMO RELIEF VALVE



ITEM	Male Pipe	DESCRIPTION
100514	3/8	145deg pre-set relief temp

INJECTOR



ITEM	Male Pipe	Female Pipe	DESCRIPTION
7291K-1			Repair Kit
7293-1	3/8	3/8	Adjustable Mixture 5 to 20% draw, 3 to 5 GPM
7298-1	3/8	3/8	Fixed Mixture Rate-20% Draw
KIT7298-1			Chemical Injector Kit-QD's, Suction Hose, Suction Strainer--20% draw, 3 to 5 GPM

STRAINER



ITEM	Hose ID	DESCRIPTION
7160-1	1/8 to 1/4	Suction Strainer w/ brass weight
7160H-1		Strainer w/ 36" clear hose

FILTER



ITEM	DESCRIPTION
DK FILTER	Hi-Pressure Strainer Filter
ZMFIL	Low Pressure Filter

REPAIR KIT

ITEM	DESCRIPTION
10016776	Replacement Stainless Screen
100338	Viper Repair Kit
5044-1	Gun Repair Kit
9741097	DK3200 Repair Kit
9741096	IDK4700 Repair Kit